

# airoQUAL

## Series 500 Quick Reference Guide




Battery



Data Logging - active

**Set the clock** on the monitor to real time for data logging.



Press and hold  for two seconds until the monitor beeps. This will start the **Min/Max/Average** Measurement Cycle.

# airoQUAL

## Series 500 Quick Reference Guide




Battery



Data Logging - active

**Set the clock** on the monitor to real time for data logging.



Press and hold  for two seconds until the monitor beeps. This will start the **Min/Max/Average** Measurement Cycle.

# airoQUAL

## Series 500 Quick Reference Guide




Battery



Data Logging - active

**Set the clock** on the monitor to real time for data logging.



Press and hold  for two seconds until the monitor beeps. This will start the **Min/Max/Average** Measurement Cycle.

# airoQUAL

## Series 500 Quick Reference Guide




Battery



Data Logging - active

**Set the clock** on the monitor to real time for data logging.



Press and hold  for two seconds until the monitor beeps. This will start the **Min/Max/Average** Measurement Cycle.

